



1280  
SINGLE-SLIDER

# 1280 Vinyl Single-Slider Window

Our 1280 vinyl single-slider offers **crafted features that combine functionality, durability, and energy efficiency.** A closer look reveals details like a full-length pull rail and metal reinforcements at the meeting rail, resulting in a cost-conscious replacement window ideal for any renovation project.

## PERFORMANCE FEATURES

- Warm-edge spacer system maximizes energy efficiency and improves seal performance of insulated glass units
- Welded, multi-chambered frame and sash for superior strength and energy-efficiency
- Metal-reinforced meeting rails deliver strength and durability
- Brass roller system provides easy operation

Welded sash and mainframe



Dual-pane insulated glass

2 7/8" frame depth

Brass roller system



# Designed smarter, from the inside out

## ENGINEERED TO PERFORM

- 2 7/8" frame depth
- 3/4" insulated glass
- Finless frame
- Wood extension jambs available for 4 9/16", 6 9/16", and 7 9/16" wall depths

## CONVENIENCE & STYLE

The 1280 features the following design details on every window:

- Silicone-glazed sash
- Full-length pull rail

## SAFETY & SECURITY FEATURES

- Forced-entry-resistant cam lock provides reliable protection from intruders
- Optional tempered glass is four times stronger than non-tempered glass and safer if broken
- Optional obscure glass allows light in while protecting privacy
- Optional Window Operating Control Device (WOCD) restricts sash opening and reduces the risk of accidental falls

## SIZING

MINIMUM & MAXIMUM (available in 1/4" increments)

- 2-Lite
  - 23 1/2"-23 3/4" wide x 13 1/2"-72" high
  - 24"-72" wide x 11 1/2"-72" high
  - 72 1/4"-84" wide x 11 1/2"-60" high
- 3-Lite
  - 47"-96" wide x 13 1/2"-72" high
  - 96 1/4"-108" wide x 11 1/2"-60" high

## CREATE A CUSTOMIZED LOOK

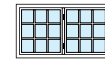
### HARDWARE FINISH OPTIONS

- Color-matched

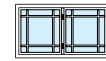
### GRID TYPES & SIZES

- 3/8" flat grids-between-the-glass
- 7/8" flat grids-between-the-glass
- 1 1/8" sculptured grids-between-the-glass

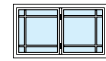
### GRID PATTERNS




Colonial



9-Lite Perimeter



6-Lite Perimeter



Diamond

### VINYL/EXTRUDED COLORS



White



Almond

## ENERGY-EFFICIENT GLASS PACKAGES

Our **dual-pane** insulated glass package options help save on heating and cooling costs while enhancing home comfort

- **In cool weather**, insulated glass provides outstanding thermal performance to keep interior glass surfaces closer to room temperature, eliminating cold spots near windows
- **In warm weather**, it helps reduce solar heat gain and minimize glare to improve interior comfort
- Able to meet **ENERGY STAR®** requirements in North-Central, South-Central, and Southern climate zones

GLAZING TYPE	U-VALUE	SHGC	STC
Low-E glass	0.33	0.30	27
Low-E glass with grids	0.33	0.27	27
Argon and Low-E glass	0.29	0.30	27
Argon and Low-E glass with grids	0.29	0.27	27
HP Low-E glass	0.33	0.23	27
HP Low-E glass with grids	0.33	0.21	27
Argon and HP Low-E glass	0.29	0.23	27
Argon and HP Low-E glass with grids	0.29	0.21	27

Note: all values based on standard 3/4" dual-pane IGU



## OUR MISSION

# Getting It Right Every Time

We build each of our products the same way we built our company: with integrity and precision. Every MI window and door is handcrafted in the United States using state-of-the-art manufacturing techniques, and is backed by vigorous in-house testing procedures. We are 100% committed to offering the styles, value, and performance you're after.

Discover everything we have to offer at [miwindows.com](http://miwindows.com), or by calling 1-717-365-3300.