



1685
DOUBLE-SLIDER

1685 Vinyl Double-Slider Window

The 1685 vinyl double-slider replacement window offers **superior styling and handcrafted quality** with features like beveled exterior edges and integral pull rails. Available in two- and three-lite configurations, our 1685 double-slider's slim profile offers large viewing areas, clean, continuous lines, and an unobstructed outlook that's ideal for any home remodeling or renovation project.

PERFORMANCE FEATURES

- Warm-edge spacer system maximizes energy efficiency and improves seal performance of insulated glass units
- Welded, multi-chambered frame and sash for superior strength and energy-efficiency
- Heavy-duty weatherstripping for protection against wind, rain, dust, and noise
- Interlocking sashes help reduce air infiltration
- Dual adjustable roller system results in easy operation

Welded multi-chamber mainframe design

3 1/4" frame depth



Dual- or triple-pane insulated glass

-  WARM-EDGE SPACER SYSTEM
-  GLASS BREAKAGE WARRANTY
-  TRIPLE-PANE
-  PAINTED EXTERIOR
-  Kr
KRYPTON GAS

■ Standard
■ Optional

Designed smarter, from the inside out

ENGINEERED TO PERFORM

- 3 1/4" frame depth
- 3/4" dual-pane or 7/8" triple-pane insulated glass
- Finless frame
- Wood extension jambs available for 4 9/16", 6 9/16", and 7 9/16" wall depths

CONVENIENCE & STYLE

The 1685 features the following design details on every window:

- Beveled exterior profile
- Decorative mortise recessed locks
- Integral pull rails

SAFETY & SECURITY FEATURES

- Dual-opposing locks create a stronger, safer seal
- Optional tempered glass is four times stronger than non-tempered glass and safer if broken
- Optional obscure glass allows light in while protecting privacy

SIZING

MINIMUM & MAXIMUM (available in 1/4" increments)

- 2-Lite
 - 24 1/2"–84" wide x 15"–63" high
- 3-Lite
 - 46 3/4"–117 9/16" wide x 15"–59 3/4" high

ENERGY-EFFICIENT GLASS PACKAGES

Our **dual-pane** insulated glass package options help save on heating and cooling costs while enhancing home comfort

- In cool weather, insulated glass provides outstanding thermal performance to keep interior glass surfaces closer to room temperature, eliminating cold spots near windows
- In warm weather, it helps reduce solar heat gain and minimize glare to improve interior comfort
- Able to meet **ENERGY STAR**® requirements in all four climate zones

| GLAZING TYPE | U-VALUE | SHGC | STC |
|--|---------|------|-----|
| Argon and Low-E glass | 0.27 | 0.27 | 29 |
| Argon and Low-E glass with grids | 0.27 | 0.24 | 29 |
| Argon and HP Low-E glass | 0.27 | 0.20 | 29 |
| Argon and HP Low-E glass with grids | 0.27 | 0.19 | 29 |
| Argon and Low-E triple-pane glass | 0.21 | 0.23 | 37 |
| Argon and Low-E triple-pane glass with grids | 0.22 | 0.21 | 37 |
| Krypton and Low-E triple-pane glass | 0.17 | 0.25 | 40 |
| Krypton and Low-E triple-pane glass with grids | 0.18 | 0.22 | 36 |

Note: all values based on standard 3/4" dual-pane IGU

CREATE A CUSTOMIZED LOOK

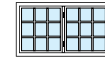
HARDWARE FINISH OPTIONS

- Color-matched

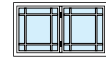
GRID TYPES & SIZES

- 3/8" flat grids-between-the-glass
- 7/8" flat grids-between-the-glass
- 1 1/16" sculptured grids-between-the-glass
- 1" simulated divided light

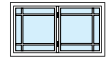
GRID PATTERNS



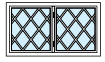
Colonial



9-Lite Perimeter



6-Lite Perimeter



Diamond

VINYL/EXTRUDED COLORS



White



Almond

LAMINATES*



Hillside Oak



Natural Oak



Cherry



Bronze

EXTERIOR PAINT†



Cream



Almond



Clay



Silver



Cocoa



Forest Green



Bronze



Black

* Laminates available with 3/8" flat or 1 1/16" sculptured grids only; bronze exterior available with white interior only; woodgrain available on interior only

† Exterior paint available with 1 1/16" sculptured grids only; silver and black not available with woodgrain interiors



OUR MISSION

Getting It Right Every Time

We build each of our products the same way we built our company: with integrity and precision. Every MI window and door is handcrafted in the United States using state-of-the-art manufacturing techniques, and is backed by vigorous in-house testing procedures. We are 100% committed to offering the styles, value, and performance you're after.

Discover everything we have to offer at miwindows.com, or by calling 1-717-365-3300.

