

## More door and window solutions



### Storm Windows

*Add a layer of insulation to your interior and exterior windows*

- Installs easily over existing windows
- Keeps your home warmer in the winter and cooler in the summer
- Greatly improves energy efficiency and cuts energy loss by up to 60%
- Seals out drafts and significantly reduces outside noise
- Double hung, sliders, picture, inside mount, and specialty shaped windows available

### Patio Storm Doors

*Energy efficient improvement for leaky patio doors*

- Installs easily over your existing patio door
- Reduces heat loss in the winter
- Minimizes air infiltration
- Provides insulation and energy savings

### Sidelite Storm Panels

*Elegant protection for sidelites or transoms*

- Available in two styles
- Overlap and inside mount options

### Steel Security Doors

*Offering curb appeal and protection*

- Steel screen and storm doors provide both glass and stainless steel screen mesh for durability and ventilation
- Steel security doors offer elegant patterns for security and interchangeable screen for ventilation
- Other security products include folding security gates and window bars to keep your home safe

### Retractable Screens

*We have a complete line of door and window retractable screens for every opening*

- Screens hide in slim cassette and roll away when not in use, protecting them from harsh conditions
- Traditional and pleated screen options available
- Options for standard doors, patio doors, garages, gazebos, and large openings

Find out more at  
[www.LARSONdoors.com](http://www.LARSONdoors.com)

## FIND THE STYLE THAT FITS YOUR HOME

Choose your ventilating option, then see inside for our extensive selection of styles, colors and handle finishes.



#### RETRACTABLE SCREEN

The retractable screen disappears into the top cassette when not in use. It's the beauty of a clear view with the convenience of ventilation.



#### FULL-VIEW

Many full view doors come with a full screen that interchanges with the glass. Both options allow you to showcase your primary door.



**MULTI-VENT®** Choose from top or bottom ventilation or both by easily adjusting the glass panels. You control the breeze for maximum comfort.

**REVERSA SCREEN** Half screen reverses for top or bottom ventilation.

**SINGLE-VENT** Half screen allows for bottom ventilation. The window and screen are part of the door so there is no need to store the screen or glass.

**SCREEN DOOR** Tear-resistant WearTuff™ full screen is kid and pet friendly and 3X stronger than regular screens.

## INSTALL IT YOURSELF

The LARSON® EasyHang Installation System makes installation easy.



The EasyHang installation system includes one-step hanging with pre-drilled placement holes, adjustable height for an exact fit, and Reversa-Hinge for right or left mounting. The easy-to-follow instructions keep it simple.

#### WARRANTY PROTECTION

LARSON® storm doors offer unbeatable warranty protection. It's just what you'd expect from LARSON®.

#### CUSTOMER SUPPORT

With the LARSON Homeowner Helpline, installation answers are as close as your phone or computer. Call 1-888-483-3768 or visit our web site at [www.LARSONdoors.com](http://www.LARSONdoors.com).

**LARSON**

America's #1 Selling Storm Door







## 1 Choose your Easy Vent® Selection door

**Vent any time!**  
Our best selling disappearing retractable screen doors offer the beauty of a clear view with the convenience of ventilation.



STYLE	MODEL	SIZE	SPECIAL STANDARD	CUSTOM
Fullview Low-E	146FVE	32" x 81" 36" x 81"	34" x 81" White only	✓
Fullview Clear	146FV	32" x 81" 36" x 81"	34" x 81" White, Sandstone only	✓
Full-View Bevel	146BV	36" x 81"		



\* 146HV only available in White, Almond, Sandstone, Brown

**Easy Vent® Selection**  
**Classic Elegance® Screen Away® with EasyVent®**

- Premium 1-7/8" thick maintenance-free aluminum frame
- Heavy-duty weather strip
- Overlapping edge conceals hinges and gaps
- Designer screw covers conceal exterior screws
- Hold Open closer
- Limited Lifetime Warranty Protection

**Elegant Selection™**  
**Classic Elegance® Fullview**

- Premium 1-5/8" thick maintenance-free aluminum frame
- Heavy-duty weather strip
- Overlapping edge conceals hinges and gaps
- Glass and full screen interchange
- Designer screw covers conceal exterior screws
- Hold Open closer
- Limited Lifetime Warranty Protection

## 2 Choose your handle

Matching handles inside and out with built-in deadbolt lock. Uniquely designed for doors with LARSON® QuickFit locksets.



## 1 Choose your Elegant Selection™ door

**Seasonal Venting!**  
Our beautiful fullview storm doors include an interchangeable screen for seasonal ventilation.



STYLE	MODEL	SIZE	SPECIAL STANDARD	CUSTOM
Fullview Low-E	149FVE	32" x 81" 36" x 81"		✓
Fullview Clear	149FV	32" x 81" 36" x 81"	30" x 81" 34" x 81" White only	✓



# Energy Efficient and Durable. **VENTILATION**

## Screen Away® Retractable Screen

**Lifestyle Screen Away®** 356-52 Brushed Nickel  
356-60 Brass

- 1-3/8" thick aluminum frame
- Heavy-duty weather strip
- Disappearing retractable screen
- Designer screw covers conceal exterior screws
- Color-match adjustable-speed closer
- Limited Lifetime Warranty Protection

Decorative outside lever with keyed lock

**Lifestyle Screen Away®** 830-82 Brushed Nickel  
830-85 Aged Bronze  
Midview 830-80 Brass

- DuraTech® finish over solid core
- Magnetic weather strip seals like a refrigerator
- Disappearing retractable screen
- 2 color-match adjustable-speed closers
- 10-Year Limited Warranty

Matching handles inside and out with interior lock

**Lifestyle Screen Away®** 691-52 Brushed Nickel  
691-55 Aged Bronze  
Highview 691-90 Brass

- DuraTech® finish over solid core
- Magnetic weather strip seals like a refrigerator
- Disappearing retractable screen
- 2 color-match adjustable-speed closers
- 10-Year Limited Warranty

Matching handles inside and out with keyed lock

**Life-Core® Screen Away®** 370-81

- DuraTech® finish over solid core
- Heavy-duty weather strip
- Disappearing retractable screen
- Color-matched adjustable-speed closer
- 10-Year Limited Warranty

Color-matched lever with interior lock

MODEL	SIZE	CUSTOM	COLOR
356-60	32" x 81" 36" x 81"		White
830-82	32" x 81" 36" x 81"	✓	White, Almond, Sandstone, Brown
691-52	32" x 81" 36" x 81"	✓	White, Sandstone, Brown
370-81	32" x 81" 36" x 81" 30" x 81"		White, Almond



## Fullview Storm Doors

**Classic-View Bottom Vent** 360-NV

- 1-1/4" thick aluminum frame
- High performance Low-E glass
- Bottom panel is easy to remove
- Color-match adjustable-speed closer
- Limited Lifetime Warranty Protection

Decorative outside lever with keyed lock

**Classic-View Fullview** 350-14 Double Bevel Brushed Nickel  
350-13 Double Bevel Brass  
350-17 Clear Brushed Nickel  
350-04 Clear Brass

- 1-1/4" thick aluminum frame
- Heavy-duty weather strip
- Interchangeable screen for seasonal venting
- Color-match adjustable-speed closer
- Limited Lifetime Warranty Protection

Matching handles inside and out with interior lock

**Life-Core® Fullview** 274-FL

- DuraTech® finish over solid core
- Interchangeable screen for seasonal venting
- Color-match adjustable-speed closer
- 10-Year Limited Warranty

Matching handles inside and out with interior lock

**METAL-TECH Reversa Screen** 360-79

- Pet flap opening size – 10" x 17"
- Durable 1-1/4" thick all-metal frame
- Tear resistant WearTuff™ is 3X stronger
- Color-matched adjustable-speed closer
- Limited Lifetime Warranty Protection

Sleek modern handle with interior lock

MODEL	SIZE	CUSTOM	COLOR
360-NV	32" x 81" 36" x 81"		White, Sandstone, Brown
350-14	32" x 81" 36" x 81"		White, Almond, Sandstone, Brown, Black
350-17	32" x 81" 36" x 81"	✓	White, Almond, Sandstone, Brown, Black
274-FL	32" x 81" 36" x 81"	✓	White, Almond, Sandstone, Brown
360-79	32" x 81" 36" x 81"		White, Brown



## Reversa Screen Storm Doors

**Life-Core® Reversa Screen** 370-50

- DuraTech® finish over solid core
- Tear resistant WearTuff™ screen is 3X stronger
- Reversa Screen for top or bottom venting
- Color-match adjustable-speed closer
- 10-Year Limited Warranty

Durable handle with keyed lock

**METAL-TECH Reversa Screen** 360-16 Midview  
360-18 Highview

- Durable 1-1/4" thick all-metal frame
- Reversa Screen for top or bottom venting
- Rigid steel kickpanel
- Color-match adjustable-speed closer
- Limited Lifetime Warranty Protection

Sleek modern lever with interior lock

**METAL-TECH Reversa Screen** 660-16 Midview  
660-18 Highview

- Durable 1-1/4" thick all-metal frame
- Reversa Screen for top or bottom venting
- Rigid steel kickpanel
- Color-match adjustable-speed closer
- Limited Lifetime Warranty Protection

Sleek modern handle with interior lock

**Security Reversa Screen** 3320-17 Brushed Nickel  
3320-07 Brass

- 1-1/2" thick aluminum frame
- Heavy-duty weatherstripping
- Reversa Screen for top or bottom venting
- Color-match adjustable-speed closer
- Limited Lifetime Warranty protection

Matching handles inside and out with keyed lock

MODEL	SIZE	SPECIAL STANDARD	COLOR
370-50	32" x 81" 36" x 81"	30" x 81" 34" x 81"	White, Brown
360-16	32" x 81" 36" x 81"	30" x 81"	White, Brown
660-18	32" x 81" 36" x 81"	34" x 81" White only	White, Brown
3320-17	32" x 81" 36" x 81"		White, Black



## Combination Venting

**Lifestyle Reversa Screen** 237-CF Midview  
233-ST Highview

- DuraTech® finish over solid core
- Magnetic weather strip seals like a refrigerator
- Etched grid
- 2 color-match adjustable-speed closers
- 10-Year Limited Warranty

Matching handles inside and out with interior lock

**Pet Door Single-Vent** 370-79 Flap Opening: 10" x 17"  
370-78 XL Flap Opening: 14" x 23"

- DuraTech® finish over solid core
- Single-vent bottom screen
- Color-match adjustable-speed closer
- 10-Year Limited Warranty

Matching handles inside and out with interior lock

**Life-Core® Multi-Vent®** 271-TT

- DuraTech® finish over solid core
- Multi-vent full screen
- Color-match adjustable-speed closer
- 10-Year Limited Warranty

Matching handles inside and out with interior lock

**Lifestyle Multi-Vent®** 830-01 Midview  
830-46 Highview

- DuraTech® finish over solid core
- Magnetic weather strip seals like a refrigerator
- Multi-vent full screen
- Color-match adjustable-speed closer
- 10-Year Limited Warranty

White push-button on white doors; black on brown doors with interior lock

MODEL	SIZE	SPECIAL STANDARD	CUSTOM	COLOR
23717 Brushed Nickel	32" x 81" 36" x 81"		✓	White, Almond, Sandstone, Brown
23317 Brushed Nickel	32" x 81" 36" x 81"			White, Almond, Sandstone, Brown
370-78 XL Flap	32" x 81"		✓	White, Almond
271-TT Multi-Vent	32" x 81" 36" x 81"	30" x 81" 34" x 81" 36" x 85" White only	✓	White, Almond, Sandstone, Brown
830-01 Multi-Vent	32" x 81" 36" x 81"			White, Brown



## Single-Vent Screen

**Lifestyle Single-Vent** 830-14

- DuraTech® finish over solid core
- Magnetic weather strip seals like a refrigerator
- Single-vent half screen for bottom ventilation
- Color-match adjustable-speed closer
- 10-Year Limited Warranty

White push-button on white doors; black on brown doors with interior lock

**Life-Core® Single-Vent** 278-SS

- DuraTech® finish over solid core
- Single-vent half screen for bottom ventilation
- Color-match adjustable-speed closer
- 10-Year Limited Warranty

Matching handles inside and out with interior lock

**Value-Core® Single-Vent**

Maintenance-free aluminum finish over solid core

288-SS 283-ST 286-SX 380-05

**Vinyl-Clad Single-Vent**

Maintenance-free vinyl over solid core

298-SS 293-ST

MODEL	SIZE	SPECIAL STANDARD	CUSTOM	COLOR
830-14	32" x 81" 36" x 81"		✓	White, Brown
278-SS	32" x 81" 36" x 81"	30" x 81" 34" x 81" 32" x 85" 36" x 85" White only	✓	White, Almond, Sandstone, Brown
288-SS	32" x 81" 36" x 81"	30" x 81" 34" x 81"		White, Brown
283-ST	32" x 81" 36" x 81"			White, Brown
286-SX	30" x 81"			White, Brown
380-05	32" x 75" 30" x 75"			White
298-SS	32" x 81" 36" x 81"	30" x 81" 34" x 81"		White
293-ST	32" x 81" 36" x 81"			White







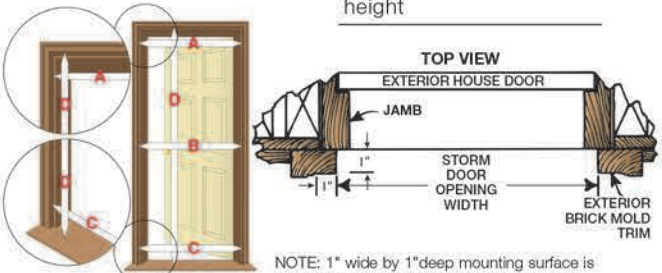
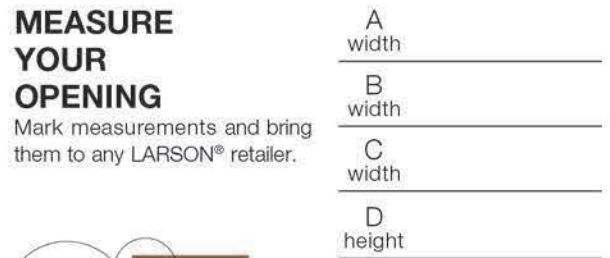
**LARSON® DOORS  
FEATURE EASYHANG®**



- No hacksaw needed
- Hinge rail and latch rail extenders included
- Hanger hole for one-step hanging

**MEASURE  
YOUR  
OPENING**


Mark measurements and bring them to any LARSON® retailer.



**FEATURES**

- Aluminum surface over wood core
- Heavy duty weatherstripping
- Insulated glass reduces outside noise
- Blinds provide UV protection and heat build-up
- Cordless design is safer for kids and pets
- Designer screw covers conceal exterior mounting screws
- Matching handles inside and out with built-in keyed Secure Lock®
- 2 color-match adjustable-speed closers
- 10-Year Limited Warranty

Blinds-Between-the-Glass



MODEL	SIZE	COLOR
400-07 Brass	32" x 81"	White
400-17 Brushed Nickel	36" x 81"	

**FEATURES**

- 1-5/8" thick aluminum frame
  - Overlapping edge conceals hinges
  - Dual weather strip system
  - Designer screw covers conceal exterior screws
  - Matching handles inside and out with concealed 3-point locking system
  - 2 color-match adjustable-speed closers
  - Limited Lifetime Warranty Protection
- ADDED SECURITY**
- Factory strengthened glass
  - Laminated security shield
  - Blocks 99% of UV rays
  - \$1000 break-in limited warranty



Secure Elegance



MODEL	SIZE	CUSTOMS	COLOR
349-17 Brushed Nickel 349-15 Aged Bronze 349-20 Brass	32" x 81" 36" x 81"	<input checked="" type="checkbox"/>	White, Almond, Sandstone, Brown, Black, Green, Cranberry

**SecurePRO.**

**FEATURES**

- 1-1/2" thick heavy-duty aluminum frame
- Steel mesh screen
- Self-storing glass system
- Overlap edge for a tighter seal
- 1 color-match adjustable-speed closer
- Matching handles inside and out with concealed 3-point locking system
- Limited Lifetime Warranty Protection



956-MV



MODEL	SIZE	CUSTOMS	COLOR
956-82 Brushed Nickel 956-80 Brass	32" x 81" 36" x 81"	<input checked="" type="checkbox"/>	White, Black

Specify left or right hinge when ordering (L/R)

**3X STRONGER**

Tear-resistant WearTuff™ screen is 3X stronger than regular screens. Built to withstand over 300 lbs. of force

**FEATURES**

- Rigid 1-1/4" thick aluminum frame is maintenance-free
- Color-match lever handle with inside lock
- One color-match adjustable speed closer
- Bottom expander adjusts to uneven sills
- Ready-to-hang hinges and mounting hardware included
- Limited Lifetime Warranty protection



Screen Door

**OPTIONAL SCREEN FABRICS**

- **SUNTEX®80** woven mesh blocks 80% of sun's heat (black, gray, stucco)
- **PetScreen®** 7 times stronger than traditional screen mesh
- **No-See-Um** Tight mesh guards against small insects

Double Door Kit available

MODEL	SIZE	COLOR
360-48 Screen Door	32" x 81" 36" x 81"	White, Brown

Door Sizes	Min-Max Doorway Width	Min-Max Doorway Height
30" x 81"	29 7/8" to 30 3/8"	80" to 81"
32" x 81"	31 7/8" to 32 3/8"	
34" x 81"	33 7/8" to 34 3/8"	
36" x 81"	35 7/8" to 36 3/8"	

Size availability varies by model. CUSTOM SIZES available in select models. Most LARSON doors can be mounted with left or right hinging.



Visit us on the internet at [www.LARSONdoors.com](http://www.LARSONdoors.com) or call our Homeowner Helpline: 1-888-483-3768



We proudly donate our doors through Habitat for Humanity's Gifts-in-Kind program.

LARSON® is a registered trademark of Larson Manufacturing Company of South Dakota, Inc. All rights reserved. Larson Manufacturing Company, 2333 Eastbrook Drive, Brookings, South Dakota, 57006. © 2016. Printed in U.S.A. LARSON reserves the right to alter or discontinue any model, specification, warranty or price without notice. 02.17 09502100