



➤ 2020 OUTDOOR LIVING PRODUCT CATALOG

<b>03</b>	Who We Are	<b>28</b>	Fastening
<b>04</b>	Start Your Journey	<b>30</b>	Decking Accessories
<b>08</b>	Design Inspiration	<b>32</b>	<b>TimberTech Railing</b>
<b>12</b>	Decking Overview	<b>36</b>	Traditional Composite
<b>14</b>	<b>TimberTech AZEK Decking</b>	<b>40</b>	Modern Composite
<b>15</b>	Vintage Collection <sup>®</sup>	<b>42</b>	Minimalist Metal
<b>16</b>	Arbor Collection <sup>®</sup>	<b>44</b>	Railing Accessories
<b>17</b>	Harvest Collection <sup>®</sup>	<b>46</b>	Lighting
<b>18</b>	Multi-Width Decking	<b>48</b>	Pavers
<b>19</b>	Porch Collection	<b>50</b>	DrySpace <sup>™</sup>
<b>20</b>	<b>TimberTech PRO Decking</b>	<b>52</b>	Loll Furniture
<b>21</b>	Legacy Collection	<b>54</b>	Technical Info
<b>22</b>	Reserve Collection		
<b>23</b>	Terrain Collection <sup>™</sup>		
<b>24</b>	<b>TimberTech EDGE Decking</b>		
<b>25</b>	Premier Collection		
<b>26</b>	Prime+ Collection <sup>™</sup>		
<b>27</b>	Prime Collection		



We believe “good enough” is never enough. At TimberTech, we not only like to challenge commonly held outdoor living conventions but we thrive on helping homeowners design their ideal outdoor space. Our comfort zone rests at the intersection of innovation and inspiration.

As our name implies, we use technology to create decking and railing that look like natural wood, but are more sustainable, longer lasting, and lower maintenance. We’re relentlessly focused on giving you the products you want in the style and price range you need — all backed by the industry’s best warranties.

**We are TimberTech — Go Against the Grain with us.**

### Sustainability is at Our Core — Literally

Deforestation? We *wood* never. The wood and plastic in the core of our composite decking products is made from 100% recycled materials.

Over the last six years, more than one million trees have been saved because customers like you choose TimberTech Decking over wood. Every year we use more than 145 million pounds of recycled materials and prevent more than 25 million pounds of scrap from going into landfills.

**Most folks call it sustainability. We call it doing the right thing.**






# First, Get Your Bearings

Before taking on a big project — indoor, outdoor, or otherwise — it's important that all your project's details are demystified. Make sure you're familiar with the three key components of building a new deck — and your journey will be a breeze.



## OUTDOOR LIVING 101

Get the facts about modern decking and railing materials and an in-depth look at how our products stack up against traditional wood — and our competitors.



## DESIGN OPTIONS

From color and finish options to curated product combos, you can hand-pick products to suit your unique style or go with tried and true selections.



## BUDGET PLANNING

Take the guesswork out of budgeting and learn how composite decking and railing can save you money in the long run with these helpful charts and tools.

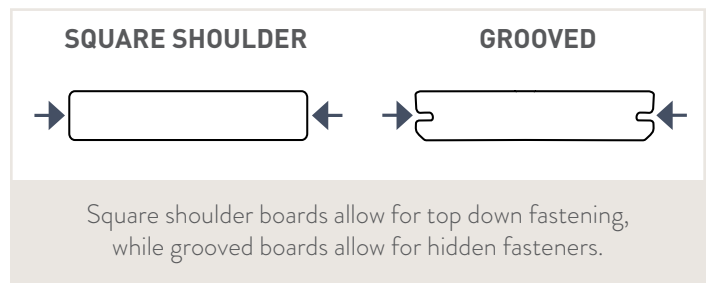
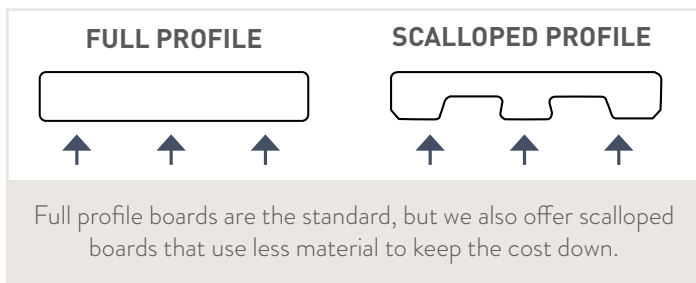
For more information on how to get started building the deck of your daydreams, visit [TimberTech.com/design/start-your-journey](https://www.timbertech.com/design/start-your-journey).

# Decking & Railing 101

Lean into the process and learn some outdoor living lingo, so you can confidently choose the material that suits your lifestyle.



## Board Profiles



See for yourself and order free samples at [TimberTech.com/order-samples](https://www.timbertech.com/order-samples).

# Deck Design Options

It's no secret — we love good deck designs. From monochromatic coloring to dramatic highlights and every wood grain pattern that mother nature has to offer, TimberTech has any style option you could imagine.



## NUANCE OF COLOR

Most TimberTech boards feature color nuances found in real wood. This complex color blending ranges from dramatic highlights and lowlights (that resemble premium hardwoods) to monochromatic (for a painted wood look). The degree of color variation differs by collection to make every deck board unique.

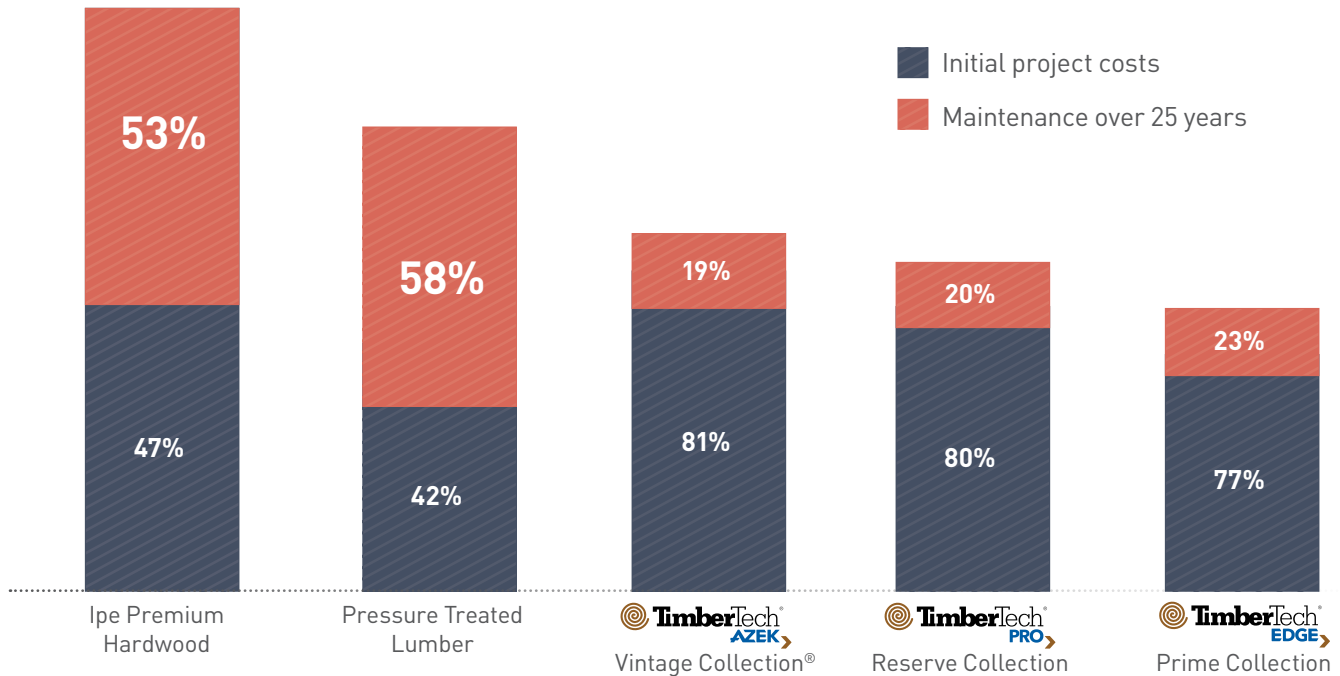
## BOARD FINISHES

Discover the warm, charming look of hand-scraped boards. Browse the high-end look of decking with a wire-brushed, low-gloss finish. Stick to a simple straight grain or a classic cathedral grain that are featured in multiple collections. This is where the personality of our boards really shines through.



# Cost of Composite vs. Wood

Take the guesswork out of your deck budget. Check out the chart below and see how TimberTech can save you money — and effort — in the long run.



The total cost of installing and maintaining your deck over 25 years is up to **40% less** when you choose TimberTech Decking

Over 25 years you'll spend more money on wood and its costly upkeep compared to your initial investment in composites. Studies show that wood decks need to be replaced every 10-15 years\* — and with today's rising lumber prices, there's never been a smarter time to invest in TimberTech.

To check out our cost calculator, visit  
[TimberTech.com/design/decking-cost-calculator](https://www.timbertech.com/design/decking-cost-calculator).


Total Deck Project Installation Costs represent the total estimated aggregate costs of an initial deck installation for a 16' x 20' elevated deck including fasteners. Estimated maintenance costs include an assumed annual cleaning of TimberTech products and an assumed maintenance requirement of annual pressure washing and sanding, staining and sealing a pressure treated lumber deck every three years and an Ipe deck every two years to maintain aesthetics.

\*According to the May 2016 Freedonia Wood & Competitive Decking Study.



# Lakeside Retreat

Nautical colors, natural textures, and hardy furniture define lakeside living. Make it a retreat by surrounding your deck with the elements: tall trees, landscaping rocks, and a tranquil lake. So, kick back and let the breeze floating over the water cool you off from the warm sun as you sit on your low-maintenance deck.



Dark Hickory Decking with Coastline® Accents  
White Impression Rail Express®



# Urban Escape


When there's not enough backyard space, take the relaxation to a rooftop refuge – that boasts better views! Bring touches of nature to your elevated space by adding large potted plants and a fire feature.

Mix in stylish statement pieces that give your outdoor living space personality. Then, finish the space with chic yet comfy chairs and some mellow music for lounging.



# Relaxed Moroccan

Tap into the rich, vibrant colors and intricate patterns of this dreamy locale that was featured on the design show "Hidden Potential". Keep your deck and your seating low to the ground, then mix in various shapes to keep the eye moving. Details matter in your relaxed living space, so keep colors and shapes in the same family to create a quirky, relaxing outdoor space.



Weathered Teak® Decking  
White Classic Composite Series with RadianceRail® Top Rail



# Modern Farmhouse

Seek out the simple life while keeping the conveniences of modern amenities. Subdued colors work best with natural textures of cotton, copper, and wicker. Keep design lines sleek while adding touches of comfort with rocking chairs. Blend the charm of country living with luxe design for this on-trend look.





# Choose What's Right For You



## CAPPED POLYMER DECKING



### UNRIVALED DESIGN AND PERFORMANCE

Bring stylish sophistication and premium performance to your backyard. Made from **the most advanced material technology** in both the cap and core, TimberTech AZEK Decking is **impervious to moisture**, offers up to 40% **better slip resistance** than competitors, and **stays cooler** on sunny days. Boards are made from a complex blend of **up to 54% recycled material**. Available in narrow, standard, and wide widths, this category makes designing a truly one-of-a-kind deck easy.



## 4-SIDED CAPPED COMPOSITE DECKING



### PREMIUM STYLE AND PERFORMANCE

Explore premium decking in bold, beautiful colors with **exceptional cap protection**. Boards in these collections are covered from top to bottom and in the grooves with advanced **Mold Guard™ Technology** to prevent moisture damage. Composed of **up to 80% recycled material** and offering color options ranging from solid to infinitely variable, the TimberTech PRO Decking line doesn't disappoint.



## 3-SIDED CAPPED COMPOSITE DECKING



### ATTAINABLE AND ATTRACTIVE

Step into the world of **long-lasting, low-maintenance**, capped composite decking. This attainable decking line allows you to ditch the costly and laborious maintenance that comes with traditional wood for good! Plus, it's composed of **up to 80% recycled material**, making it the sustainable option. With TimberTech EDGE Decking, backyards everywhere can venture into the world of composites that look good initially and for decades to come.

## "THE DESIGNER SERIES"

### VINTAGE COLLECTION®

\$\$\$\$

- Wire-brushed, low-gloss finish
- 6 colors with complex yet subtle highlights & lowlights
- Available in multi-width



### ARBOR COLLECTION®

\$\$\$

- Either cathedral or straight grain finish
- 4 colors with moderately blended hues



### HARVEST COLLECTION®

\$\$

- Cathedral wood grain finish
- 3 solid colors



### LEGACY COLLECTION

\$\$\$

- Hand-scraped finish
- 6 colors with dramatically varied hues



### RESERVE COLLECTION

\$\$\$

- Cathedral wood grain with a heavy wire-brushed finish
- 4 colors with bold highlights & lowlights



### TERRAIN COLLECTION™

\$\$

- Cathedral wood grain finish
- 5 colors (2 multi-tonal, 3 solid)
- Scalloped profile



### PREMIER COLLECTION

\$

- Straight wood grain finish
- 4 solid colors



### PRIME+ COLLECTION™

\$

- Straight wood grain finish
- 2 colors with blended hues
- Scalloped profile



### PRIME COLLECTION

\$

- Straight wood grain finish
- 2 solid colors
- Scalloped profile



For more information on choosing your decking, visit [TimberTech.com/decking](https://www.timbertech.com/decking).



# AZEK Decking Advantages

- No Wood (SUPERIOR MOLD RESISTANCE)**  
 No wood fillers in core or cap for **best resistance to mold** and other moisture damage.
- Naturally Cool\* (STAYS COOLER TO THE TOUCH)**  
 Up to **30 degrees cooler** than many competitive composite products.
- Livable, Durable Decks (RESISTANT TO SCRATCHES & DENTS)**  
 Scratch- and dent-resistant for a **more durable surface** than many competitive composite and wood products.
- Spills Happen (NO PERMANENT STAIN DAMAGE)**  
 50-Year Fade & Stain Warranty which is **twice the length** of most competitors' warranties. Simply clean up sauces, oils, and other household products.
- Steadfast Color\*\* (50-YEAR FADE & STAIN WARRANTY)**  
 Shades **designed to retain color**, proven in third-party weather testing.
- Envable Beauty (SOPHISTICATED COLOR, TEXTURE)**  
**No. 1 in premium decking** with our superior technology and design versatility.
- More Traction, Fewer Falls (OUTPERFORMS IN WET AND DRY CONDITIONS)**  
 Up to **40% better slip resistance** than many competitive composite products.
- Lifetime Warranty (CONFIDENTLY COVERED)**  
 Unrivaled in the industry with a Lifetime Limited Product Warranty.
- Majority Recycled Content (SUSTAINABLE)**  
 Our products are environmentally friendly. **We never cut down any trees to make AZEK Decking.**
- No Sanding, Staining, or Painting (LOW MAINTENANCE)**  
 Quit spending your hard-earned money and time on maintaining your beautiful deck.

\*Although AZEK Deck products are cooler to the touch than many other deck board products, all decking products will get hot in the sun. Additionally, the darker the decking color, the hotter it will feel. For hotter climates, consider choosing a lighter color.

\*\*Depending on environmental conditions, AZEK Deck colors may appear to change over time as part of the natural weathering process consistent with the warranty guarantees where applicable.





Coastline® Decking with Classic Composite Series Railing



Coastline® and Dark Hickory Multi-Width Decking



## Vintage Collection®

**RICH. SOPHISTICATED. STYLISH.**

Explore the "Designer Series" of decking to make your outdoor living space a masterpiece. This sophisticated collection features the most natural-looking colors with a subtle wire-brushed, low-gloss finish for a truly authentic wood look.

- Mix it up with stylish narrow (3.5"), standard (5.5"), and wide (7.25") widths available in all colors.

**NEW**

- **Vintage MAX (1.5")** thick boards available in Coastline. Offering longer spans, these boards are perfect for docks, boardwalks, and many commercial applications.



*Check out the wire-brushed finish*

COASTLINE®	POPULAR CHOICE
	STAYS COOLER
ENGLISH WALNUT®	POPULAR CHOICE
	STAYS COOLER
WEATHERED TEAK®	STAYS COOLER
MAHOGANY	
DARK HICKORY	
CYPRESS®	STAYS COOLER



Brazilian Walnut Decking with Classic Composite Series Railing



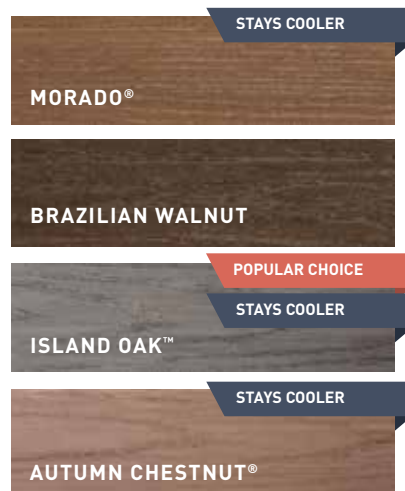
Hazelwood Decking with Kona® Accents



## Arbor Collection®

ELEGANT. EARTHY. TRENDY.

Bring gorgeous, warm wood tones and vibrant, blended colors to your deck. The various wood grain patterns resemble highly sought-after, rich woods. Every board in this collection showcases characteristics found in nature.



\*Additional colors available online via special order.



*Cathedral wood grain*





Brownstone Decking with Slate Gray Accents



Brownstone Decking with Autumn Chestnut Accents



## Harvest Collection®

**WARM. NATURAL. EFFORTLESS.**



Tie in traditional, cathedral wood grain patterns and a soft, solid color palette to your deck when using boards from this classic collection. Composed of natural shades, this decking complements a wide range of homes' exteriors.

**NEW**

- **Wide (7.25")** width available in Brownstone and Slate Gray.

**NEW**

- **Harvest MAX (1.5")** thick boards available in Slate Gray. Offering longer spans, these boards are perfect for docks, boardwalks, and many commercial applications.



*Cathedral wood grain*



## MULTI-WIDTH DECKING



# Do Decking Differently

Standard width decking is not the standard anymore. You can now choose wide (7.25") or narrow (3.5") width, in addition to standard (5.5") width, boards to add a touch of the unexpected — and an element of style. Follow the wide width flooring trend making its way outdoors. Tap into the classic vibe with narrow width decking. Or, turn up the volume on your deck design by mixing all three widths.



**NARROW WIDTH - 3.5"**



**STANDARD WIDTH - 5.5"**



**WIDE WIDTH - 7.25"**





# Perfect Porch Appeal

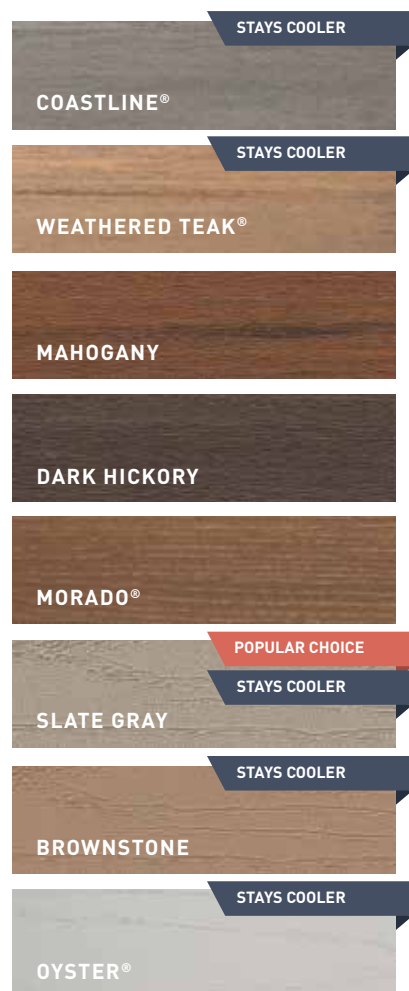
ELEGANT. STYLISH. DURABLE.

Forget curb appeal — it's all about porch appeal these days. Warm, natural-looking, and nuanced colors round out the Porch Collection to help create an inviting space to greet guests, or just hang out. With tongue and groove technology, these porch boards feature a tighter-fit for a more polished look.

- Wide (5.5") width available in Coastline, Weathered Teak, Mahogany, and Dark Hickory.
- Standard (3.125") width available in all colors.



Oyster Porch



\*Additional color available online via special order.



# PRO Decking Advantages

- Four-Sided Protection (SUPERIOR MOISTURE RESISTANCE)**  
 Extremely resistant to moisture intrusion as there are **no wood or mineral fillers in the cap** stock.
- Mold Guard™ Technology (OUT-PROTECTS THE COMPETITION)**  
 The **best mold protection** you can get thanks to 4-sided coverage.
- Backside Coverage (COVERAGE THE COMPETITION DOESN'T HAVE)**  
 Unlike leading competitive composites, the bottom sides of boards are **completely covered** to repel and protect from moisture.
- Gets in the Grooves (COMPLETELY COVERED WHERE IT COUNTS)**  
 PRO Decking sets itself apart with coverage that even extends into the grooves of the board. We don't cut corners, we cover them. With the grooves covered, the core is protected and keeps moisture out.
- Spills Happen (STRONG RESISTANCE TO STAIN DAMAGE)**  
 Strong resistance to stain damage with a protected, cleanable surface. We offer a **30-Year Fade & Stain Warranty**. Competitors offer only a 25-year warranty.
- Steadfast Color\* (STRENGTH AGAINST FADE)**  
 Shades designed to retain color, proven in third-party weather testing.
- Up to 80% Recycled Material (SUSTAINABLE)**  
 We consistently strive for **eco-responsibility** in all of our PRO Decking products.
- No Sanding, Staining, or Painting (LOW MAINTENANCE)**  
 Quit spending your hard-earned money and time on maintaining your beautiful deck.





Tigerwood Deck with Mocha Accents  
and RadianceRail Express®



Mocha Deck with Pecan Accents



## Legacy Collection

**BOLD. DRAMATIC. UNIQUE.**

Stand apart from run-of-the-mill decks with this stunning, artisanal collection. This decking features a complex blend of several colors, natural board-to-board color variation, and a hand-scraped texture that offers old-world charm. Just as every tree found in nature is unique, every deck board in the Legacy Collection is unique so you can create a one-of-a-kind deck.




ESPRESSO™	
STAYS COOLER	WHITEWASH CEDAR™
POPULAR CHOICE	TIGERWOOD
POPULAR CHOICE	ASHWOOD
	PECAN
	MOCHA

*Check out the  
hand-scraped finish*



Storm Gray Decking with Classic Composite Series Railing



Dark Roast Decking with Classic Composite Series Railing




NEW

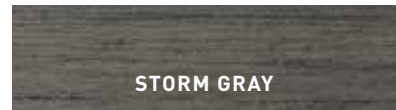
## Reserve Collection

**AUTHENTIC. RECLAIMED. INSPIRING.**

Turn up the volume on composite decking with the vivid and elegant blend of colors in the Reserve Collection. Inspired by reclaimed wood, the heavy wire-brushed, low-gloss finish highlights the classic cathedral wood grain pattern. This resilient collection will add charm and character to your outdoor living space.




DRIFTWOOD



STORM GRAY



ANTIQUE LEATHER™



DARK ROAST™



*Check out the heavy wire-brushed finish*





Sandy Birch Deck with Contemporary Rail



Rustic Elm with Sandy Birch Accents




## Terrain Collection™

**TRADITIONAL. TIMELESS. RUGGED.**

Tap into traditional and timeless hues for your outdoor oasis. Ranging from solid to moderately varied colors, these scalloped boards offer a complex, rugged wood grain pattern designed to camouflage wear and tear from everyday life. This practical collection is the perfect combination of value and performance.

- The Terrain scalloped profile reduces weight and cost while maintaining board integrity.



*Cathedral wood grain*



# EDGE Decking Advantages

- **Covered Where it Counts** (NO WOOD PARTICLES IN CAP)  
Resistant to moisture intrusion.
- **Spills Happen** (STRONG RESISTANCE TO STAIN DAMAGE)  
Better resistance to stain damage with a protected, easy-to-clean surface.
- **Steadfast Color\*** (STRENGTH AGAINST FADE)  
Shades designed to retain color and supported by a 25-Year Fade & Stain Warranty.
- **Superior Fastening** (BETTER FASTENERS, BETTER LOOK)  
Steel fasteners, unlike competitors' plastic fasteners, offer strong and safe installation.
- **Up to 80% Recycled Material** (SUSTAINABLE)  
We consistently strive for eco-responsibility in our decking products.
- **No Sanding, Staining, or Painting** (LOW MAINTENANCE)  
Quit spending your hard-earned money and time on maintaining your beautiful deck.





Tidal Sand™ Decking




Beachwood Gray™ Decking



## Premier Collection

**ALLURING. CLASSIC. ATTAINABLE.**

Design your ideal deck with the beautiful colors in this inspired collection. These full profile boards offer monochromatic colors for a painted wood visual and feature a subtle, straight wood grain pattern. Get the long-lasting look you've been daydreaming about.



*Straight wood grain*



Coconut Husk Decking with RadianceRail Express®



Coconut Husk Decking



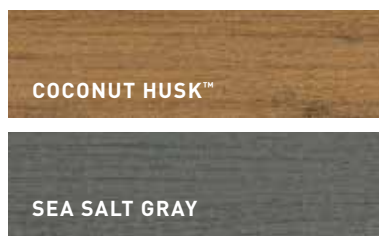
NEW

## Prime+ Collection™

**EYE-CATCHING. VIBRANT. ACCESSIBLE.**

Lean in to beautifully simple colors with this inspired decking collection. The moderately varied hues and subtle, straight grain pattern create an authentic wood visual. Bring long-lasting beauty to your ideal outdoor living space with these scalloped boards.

- The Prime+ scalloped profile reduces weight and cost while maintaining board integrity.



*Straight wood grain*





## Prime Collection

**CHARMING. DISTINCTIVE. ACCESSIBLE.**

Bring beautifully simple colors to your backyard with this inspired decking. The monochromatic colors in this collection offer a painted wood visual and a subtle, straight grain pattern for a sleek, uniform look. Ditch wood for good.

- The Prime scalloped profile reduces weight and cost while maintaining board integrity.



*Straight wood grain*





# Focused on Fasteners

**STRONG. SECURE. DISCREET.**

Opt for the best fastening systems to install your deck. Made of steel, not plastic, these high-quality fasteners give decks added strength and integrity for years to come.

For more information on fasteners, see page 56 or visit [TimberTech.com/products/fasteners](https://www.timbertech.com/products/fasteners).

## COLOR-MATCHED FASTENING

High-quality steel screws that blend into decks and make holes less visible due to the color-matched screw heads.

## HIDDEN FASTENING

Whether discreetly fastened in the grooves or imperceptibly plugged from the top, hidden fasteners leave guests feeling like they've witnessed magic.

## COLOR-MATCHED FASTENERS FOR ALL DECK BOARDS



### TOPLOC®



Color-matched face fasteners blend in with your TimberTech decking.



### TOPLOC® FASCIA



Color-matched fastening system designed specifically for installing TimberTech Fascia.

## HIDDEN FASTENERS FOR GROOVED BOARDS



### FUSIONLOC®

Collated hidden fastener system engineered for strength and speed. FUSIONLoc® offers pneumatic installation with the FiveSHOT Gun or hand-driven installation. Every clip provides 3 points of board-to-joist connection and allows for boards in the middle of a deck to easily be removed.



### CONCEALOC®

Hidden fastener system that can be installed pneumatically with the FastenMaster TigerClaw Gun or using a drill. CONCEALoc® provides a fastener-free surface. Designed exclusively for TimberTech® grooved deck boards.

## HIDDEN FASTENERS FOR SQUARE SHOULDER BOARDS



### CORTEX®

Hidden fastener system featuring a high-quality, ACQ approved, specialty deck screw with a Torx® ttap® drive system. Included plugs are made from TimberTech® Decking to hide the fastener. Best hidden fastener for stairs and perimeter boards.



### SIDELOC™

Hidden fastener system with superior holding power that requires no pre-drilling for installation. SIDELOC provides a fastener-free surface by pulling the board to the joist from the side of the board. Designed exclusively for AZEK® square shoulder, capped polymer deck boards.



# Add the Finishing Touches

Complete your deck with these high-end, high-performance accessories. At the end of the day, good design is in the details.

For more information on deck accessories, see pages 57 or visit [TimberTech.com/finishing](https://www.timbertech.com/finishing).



## END COATING

Available in five colors to cover exposed end cuts for TimberTech Decking and Railing\*.



\*Works with Contemporary and Builder Rail



## TIMBERTECH® DECKCLEANER™


Field tested and approved specifically for all TimberTech capped decking and railing products. The best solution for seasonal clean-up and to help remove common, everyday spills and stubborn spots.



## TIMBERTECH® PRO-TAC™ JOIST TAPE

PRO-Tac Flashing and Joist tape helps extend the life of decking substructures by preventing water penetration and protecting the lumber from rot.






### **RISER BOARDS**

Available in all PRO™ Decking and EDGE™ Decking colors. Use on stairs for a seamless, finished look.



### **FASCIA BOARDS**

Available in all decking colors or White AZEK trim boards. Help frame the perimeter of your deck to finish off your project.







ADD A SOFT GLOW



KEEP IT SLEEK  
WITH GLASS



MAKE IT MODERN  
WITH A DRINK RAIL




MIX COMPOSITE  
& METAL



OPT FOR A  
CLASSIC VIBE



CHOOSE DARK BALUSTERS  
FOR CONTRAST



GO CONTEMPORARY  
WITH CABLERAIL



# Endless Design Options

Choosing the right railing is just as important as selecting your decking. In the spirit of *keepin' it rail* with you, railing is the first thing that the neighbors see when they peek over the fence at your new space! Make a statement by mixing and matching top rail options, infills, and material types to suit your style.



For more information on TimberTech Railing, see page 58  
or visit [TimberTech.com/railing](https://www.timbertech.com/railing).



# Choose the Right Rail


## TRADITIONAL COMPOSITE RAILING



Discover these gorgeous railing profiles that boast a traditional milled wood look.

- Safe and sturdy — strong, squeak-free balusters
- Low maintenance — never requires staining or painting
- Resistant to mold and moisture damage — won't warp, rot, or splinter
- Stands the test of time — resists staining and scratching
- Environmentally friendly — made from up to 50% recycled materials

## MODERN COMPOSITE RAILING



Lean into the linear look with these sleek railing styles that offer clean lines.

- Safe and sturdy — great alternative to custom wood railings
- Low maintenance — never requires staining or painting
- Resistant to mold and moisture damage — won't warp, rot, or splinter
- Stands the test of time — resists staining and scratching
- Environmentally friendly — made from up to 50% recycled materials

## MINIMALIST METAL RAILING



Keep it classic with these refined railing profiles for a timeless look.

- Safe and sturdy — strong, rattle-free balusters
- Low maintenance — aluminum, powder-coated finish resists corrosion
- Durable and impervious to moisture — won't rot or deteriorate
- Stands the test of time — resists fading, staining, scratching
- Easy to install — no special tools required

CLASSIC COMPOSITE SERIES

\$\$\$

- 4 top rail options
- 5 color options
- 4 infill options



**PREMIER  
RAILING®**



**RADIANCERAIL®**



**TRADEMARK  
RAIL™**



**DRINK RAIL**

RADIANCERAIL EXPRESS®

\$

- 3 color options
- 1 infill option



**RADIANCERAIL  
EXPRESS®**

CONTEMPORARY RAIL

\$\$\$

- 2 color options
- 4 infill options



**CONTEMPORARY  
RAIL**

BUILDER RAIL

\$\$

- 2 color options
- 2 infill options



**BUILDER RAIL**

IMPRESSION RAIL™

\$\$

- 2 color options
- 1 infill options




**IMPRESSION  
RAIL™**

IMPRESSION RAIL EXPRESS®

\$

- 3 color options
- 5 infill options



**IMPRESSION RAIL  
EXPRESS®**




# Classic Composite Series




**BOLD. BEAUTIFUL. REFINED.**

Our most popular collection has rightly been dubbed the "Designer Series" of railing. Boasting multiple top rail and infill choices, this simple system gives you endless design options to make your outdoor living space truly yours. This railing series takes your home's outdoor space to the next level with its bold details and variety of colors.

## COLOR OPTIONS



## INFILL OPTIONS



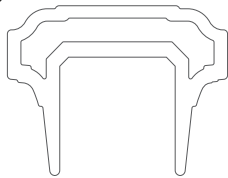
## POST CAP OPTIONS



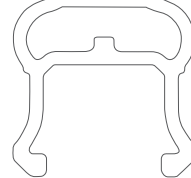


# Top Rail Options

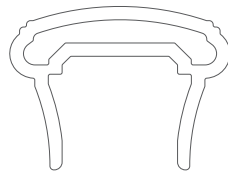
POPULAR PROFILE



**PREMIER RAILING®**  
TOP RAIL SIZE: 3.5" X 2.7"



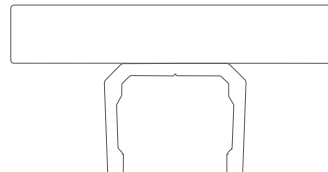
**RADIANCE RAIL®**  
TOP RAIL SIZE: 2.9" X 2.9"



**TRADEMARK RAIL™**  
TOP RAIL SIZE: 3.5" X 2.6"  
(ONLY AVAILABLE IN WHITE)



NEW



**DRINK RAIL**  
SELECT FROM ANY FULL PROFILE DECK BOARDS  
(NOT COMPATIBLE WITH GROOVED BOARDS)

TRADITIONAL COMPOSITE




# RadianceRail Express®



**SIMPLE. SCULPTED. TIMELESS.**

Make a style statement with this truly classic profile. RadianceRail Express offers value and a beautifully sculpted top rail that complements any home's exterior. Add elegance with this easy-to-install rail.

## COLOR OPTIONS



## INFILL



Composite Balusters

## POST CAP OPTIONS

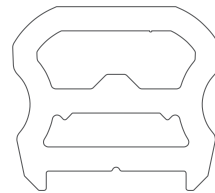



4"x4" Cap



4"x4" Island Cap

## VALUE OPTION



**RADIANCE RAIL EXPRESS®**

TOP RAIL SIZE: 2.7" X 2.4"

## TRADITIONAL COMPOSITE



# Reserve Rail™



**CLASSIC. STATELY. POWERFUL.**

Bring on bold style and design with this dramatic railing profile. If you're looking for an added air of sophistication, complete your deck with Reserve Rail. This regal railing is our largest profile, making it perfect for large-scale, grand homes.


### COLOR




### INFILL OPTIONS



Composite Balusters



Aluminum Balusters  
Square and round



CableRail by Feeney®

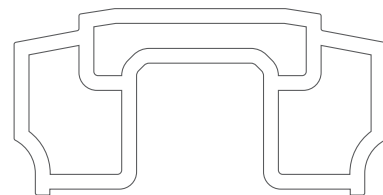


Glass Channel Kit  
Glass not included

### POST CAP



6"x6" Cap



**RESERVE RAIL™**  
TOP RAIL SIZE: 5.4" X 2.7"

Reserve Rail is only offered regionally. See your sales representative for availability.



MODERN COMPOSITE




# Contemporary Rail



**TIMELESS. STYLISH. UNOBSTRUCTED.**

Keep your sightlines clear and your style-lines sleek with this bold, modern railing profile. The softly curved edge of the top rail adds an elegant design detail while the large, flat surface offers a functional place to set drinks, plants, or lanterns for ambiance.

## COLOR OPTIONS




## INFILL OPTIONS



Composite Balusters



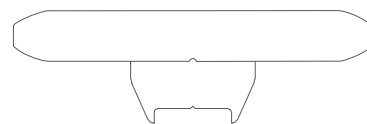

Aluminum Balusters  
Square and round



CableRail by Feeney®



Glass Channel Kit  
Glass not included



**CONTEMPORARY RAIL**

TOP RAIL SIZE: 6.4" X 3"

MODERN COMPOSITE




# Builder Rail



**BOLD. MODERN. IMPACTFUL.**

Bring both style and function to your outdoor living space when you choose this mod railing profile. This railing uses a deck board as the top rail, so it's easier than ever to match your decking and railing for a coordinated look. Plus, the over the post installation means your view isn't interrupted with protruding post caps.

## COLOR OPTIONS



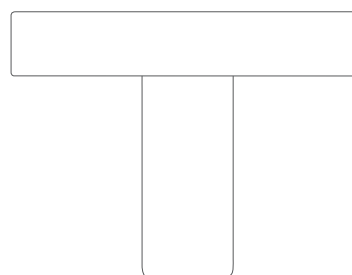

## INFILL OPTIONS



Metal Balusters



Glass Channel Kit  
Glass not included



**BUILDER RAIL**

TOP RAIL SIZE: 3.4" X 1.5"

## MINIMALIST METAL




# Impression Rail Express®




CONTEMPORARY. STRONG. UNOBSTRUCTIVE.

Lean into a minimalist railing profile with this pre-assembled, aluminum panel that keeps sightlines clear and balusters rattle-free by being locked in place. Sleek, strong, and minimalist, this railing profile features hidden fasteners and fades into the background to keep your stunning view the star of your outdoor living space.

### COLOR OPTIONS



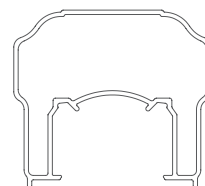
### INFILL OPTIONS



Aluminum Balusters Rectangular only      Aluminum Balusters With open mid-rail



Glass Channel Kit Glass not included      Glass Channel Kit With open mid-rail Glass not included      Glass Slats Kit Glass not included



IMPRESSION RAIL EXPRESS®  
TOP RAIL SIZE: 2.5" X 2.3"

### POST CAP



3"x3" Cap



## MINIMALIST METAL



# Impression Rail™



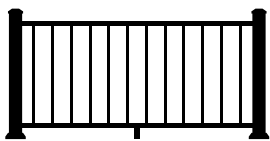
**MODERN. STURDY. MINIMALIST.**

Bring beautiful views of your backyard to the forefront with this modern, aluminum railing that allows you to mix and match materials. Sleek sightlines and superior strength epitomize this stylish metal railing that adds flare without distracting from the star: your TimberTech deck.

### COLOR OPTIONS



### INFILL



Aluminum Balusters  
Rectangular only

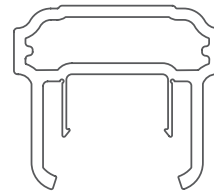

### POST CAP



3"x3" Cap



2"x2" Cap



**IMPRESSION RAIL™**  
TOP RAIL SIZE: 1.8" X 1.6"



## Add Final Touches

It's the small details that add the finishing touches to your outdoor living space. Whether you have a high-traffic home and need a gate kit for kids and animals or want to make sure everyone has a firm grasp with ADA Handrails, these accessories help complete the look.

For more information on deck accessories, see pages 61 or visit [TimberTech.com/finishing](https://www.timbertech.com/finishing).



### SECURE-MOUNT POST

Allows railing installations without a wood post, with mounting straight into concrete.



### ADA HANDRAIL SYSTEM

Make perimeter railing and stairways more safe and accessible with an ADA-compliant handrail. Available for both composite and aluminum railing.



#### **CLASSIC COMPOSITE SERIES GATE KIT**

Close off stairs from pets or small children  
(not appropriate for weight-bearing applications).  
Available in White or Black.



#### **IMPRESSION RAIL EXPRESS GATE KIT**

An aluminum rail kit used for 36" or 42"  
rail heights. Available in White, Black,  
or Dark Bronze.





## LIGHTING



# Light The Way

**ELEGANT. ILLUMINATING. HELPFUL.**

Set the mood in your outdoor oasis with embedded lighting in your railing or deck. Adding ambiance is the perfect way to take a ho-hum party to a backyard bash.

### DECK LIGHTING



#### IN-DECK LIGHT

A subtle touch for deck perimeters.  
Available in Architectural Bronze.



#### RISER LIGHT

Used on steps and tiered platforms.  
Available in White and Architectural Bronze.

### IMPRESSION RAIL EXPRESS RAIL LIGHTING



#### INDIRECT LIGHT POST CAP

Add an soft glow to your railing posts.  
Available in Black, White, and Dark Bronze.



#### PERIMETER LIGHT POST CAP

Brighten your deck space with this post cap light.  
Available in Black, White, and Dark Bronze.

## COMPOSITE RAIL LIGHTING



### LIGHTED CAP

Available for 5.5" composite post sleeves or 3" aluminum posts.



### POST CAP LIGHT

Available for 4", 5", and 5.5" composite caps.



### UNDER RAIL LIGHT

A hidden glow between balusters for composite railing.



### ACCENT LIGHT

Available in White and Architectural Bronze for composite posts.



# Pave Your Path

**STYLISH. ECO-FRIENDLY. REFINED.**

Lightweight and durable, TimberTech Pavers contain up to 95% high-performance, recycled composite material. Every 500 sq. ft. of TimberTech Pavers prevents approximately 250 truck tires and 7,500 plastic containers from entering U.S. landfills. All TimberTech Pavers are resistant to staining, scratching, and impact, while boasting a residential Lifetime No-Crack Guarantee. Feel confident in your choice to pave your outdoor patio, rooftop, or driveway.

For more information on pavers, see page 62 or visit [TimberTech.com/pavers](http://TimberTech.com/pavers).



REDWOOD



BOARDWALK



OLIVE



WATERWHEEL



VILLAGE



## RESURFACING PAVERS

Transform rooftops into beautiful destinations with these dynamic pavers. Whether you want to upgrade existing decks or elevate your cracked patio and walkways, Resurfacing Pavers are right for you.



## STANDARD PAVERS

Used for in-ground applications, Standard Pavers work phenomenally for new patios, walkways, driveways, and commercial spaces. Choose your favorite from a wide range of colors and sizes and pave your patio with the eco-friendly, long-lasting option.



## PERMEABLE PAVERS

Stop worrying about heavy rains ruining your hardscaping with our Permeable Pavers. Engineered to drastically reduce runoff, while offering superior resistance to harsh weather, and moisture damage. Downpours don't stand a chance against this storm-water management system.





8x8 Pavers in Waterwheel

## Installation That's Easy

### PATENTED GRID SYSTEM

The patented grid system not only takes less time to install than traditional concrete pavers, it makes creating patterns and designs easier than ever. Choose from five colors, three paver sizes, and a variety of patterns that fit your home.



**BASKETWEAVE**



**HERRINGBONE**



**RUNNING BOND**



**BLOCK LATTICE**



**SOLDIERED**



**PLAINWEAVE**

As with nearly all paver products, the color and finish of TimberTech Pavers will change over time with exposure to moisture, sunlight, heat, time and other variables, which vary by region or geography and typically takes anywhere from 3-24 months to be noticeable. This normal weathering effect is visual in nature and does not affect TimberTech Pavers' long-term durability, nor is it covered under the TimberTech Paver Warranty. As TimberTech Pavers weather, they may become more susceptible to surface scuffing, chalking or staining. See the TimberTech Paver Care and Cleaning Guide for easy ways to keep the pavers looking their best.



# Double Your Space

**SMART. DYNAMIC. COMPLEMENTARY.**




Designed for second-story decks, DrySpace™ is an under-deck water management system that collects and channels moisture away from the home, so you can make the most of the space underneath your deck. Adding crisp, clean lines above and a clean space below, DrySpace is made of solid extruded vinyl for maximum strength, durability, and weather resistance. Plus, it's backed by a 25-Year Limited Warranty.

For more information on DrySpace, see page 63 or visit [TimberTech.com/dryspace](http://TimberTech.com/dryspace).



BONE




WHITE

## DrySpace Components

**AVAILABLE IN BULK OR INDIVIDUAL COMPONENTS**

DrySpace kits and individual components are available to fit most common deck dimensions. The kits include all the parts needed for an easy, seamless installation using standard tools.











NEW

# Invite Collection

**STYLISH. SUSTAINABLE. DURABLE.**

Tap into the Invite Collection by Loll to create a timeless outdoor entertaining space. Made with 100% post-consumer recycled material, these fresh and stylish pieces are sturdier and easier to clean than competitive furniture. Ready for every season, the Invite Collection's long-lasting color and classic designs are the perfect statement pieces to complete your outdoor living space.

- Made with 100% post-consumer recycled high-density polyethylene (HDPE).
- Extremely low-maintenance material that never requires sanding or painting.
- Consistent, long-lasting color without visible air pockets.
- Durable, safe, and strong construction with discreetly hidden fasteners.



BLACK



WHITE



CORAL



CHAMPAGNE



LOUNGE ADIRONDACK



MINGLE BENCH



CONVERSATION TABLE



ASIDE TABLE



Lounge Adirondack in Champagne



Aside Table in Coral



Lounge Adirondack, Conversation Table,  
and Mingle Bench in Coral

# Decking & Porch



## CAPPED POLYMER DECKING

Resists stains, scratches, and splits for a smart and beautiful low-maintenance deck. Available in 16 colors, several grains, and multiple widths to suit your taste while complementing any exterior.

DECK PRODUCTS	SQUARE SHOULDERED LENGTHS			GROOVED LENGTHS			FASCIA 1/2" x 1 1/4"
Standard Thickness 1" Standard Width 5 1/2"	12'	16'	20'	12'	16'	20'	12'
VINTAGE COLLECTION®		.	.	.	.	.	.
ARBOR COLLECTION®		.	.	.	.	.	.
HARVEST COLLECTION® Kona®	.	.	.				.
HARVEST COLLECTION® Brownstone, Slate Gray	.	.	.	.	.	.	.
Narrow Width 3 1/2"							
VINTAGE COLLECTION®	.	.	.				.
Wide Width 7 1/4"							
VINTAGE COLLECTION®	.	.	.				.
NEW! HARVEST COLLECTION® Brownstone, Slate Gray	.	.	.				.
NEW! MAX 1 1/2" Thick							
VINTAGE COLLECTION® Coastline®	.	.	.				.
HARVEST COLLECTION® Slate Gray	.	.	.				.





## CAPPED POLYMER PORCH

The same high-performance, stain and scratch-resistant material in a traditional tongue and groove porch board.

PORCH PRODUCTS	WIDE WIDTH 5½"		STANDARD WIDTH 3⅝"		
Standard Thickness 1"	12'	16'	10'	12'	16'
COASTLINE®	•	•		•	•
WEATHERED TEAK®	•	•		•	•
MAHOGANY	•	•		•	•
DARK HICKORY	•	•		•	•
OYSTER®				•	•
MORADO®				•	•
SILVER OAK®				•	•
BROWNSTONE			•	•	•
SLATE GRAY			•	•	•



## 4-SIDED CAPPED COMPOSITE DECKING

Composite decking capped with a fully protective polymer shell that resists the elements every deck endures.

DECK PRODUCTS	SQUARE SHOULDERED LENGTHS			GROOVED LENGTHS			FASCIA 12"	RISER 7¼"
Board Thickness .94" Board Width 5.36"	12'	16'	20'	12'	16'	20'	12'	12'
LEGACY COLLECTION Full profiles only		•	•	•	•	•	•	•
NEW! RESERVE COLLECTION Full profiles only		•	•	•	•	•	•	•
TERRAIN COLLECTION™ Scalloped profiles only		•	•	•	•	•	•	•



## 3-SIDED CAPPED COMPOSITE DECKING

Composite decking capped on 3 sides for a more affordable option.

DECK PRODUCTS	SQUARE SHOULDERED LENGTHS			GROOVED LENGTHS			FASCIA 12"	RISER 7¼"
Premier Boards .89" Thickness Prime and Prime+ Boards .94" Thickness Board Width 5.36"	12'	16'	20'	12'	16'	20'	12'	12'
PREMIER COLLECTION Full profiles only		•	•	•	•	•	•	•
NEW! PRIME+ COLLECTION Scalloped profiles only		•	•	•	•	•	•	•
PRIME COLLECTION Scalloped profiles only		•	•	•	•	•	•	•

# Fastening

## COMPLETE FASTENING FOR SECURE DECKING

From hidden fasteners for a clean, fastener-free surface to color-matched screws for a seamless look on your TimberTech® deck, we provide lots of fastening options.

FASTENER SYSTEMS	FASTENING METHOD		COMPATIBLE DECKING		
	Pneumatic	Hand Driven	TimberTech® EDGE™	TimberTech® PRO™	TimberTech® AZEK®
<b>CONCEALOC®</b> Hidden Fastener	•	•	•	•	•
<b>FUSIONLOC®</b> Hidden Fastener	•	•	•	•	•
<b>CORTEX®*</b> Hidden Fastener		•	•	•	•
<b>SIDELOC™</b> Hidden Fastener		•			•
<b>TOPLOC® for AZEK®</b> Color-Matched Fastener		•			•
<b>TOPLOC® for TimberTech®</b> Color-Matched Fastener		•	•	•	

\*Cortex is not available for any scalloped profiles including Terrain, Prime, and Prime+.

## TOPLOC COLOR CHART FOR TIMBERTECH AZEK CAPPED POLYMER

CAPPED POLYMER DECK AND FASCIA COLORS	LIGHT TAN	TAN	LIGHT BROWN	BROWN	DARK BROWN	LIGHT GRAY	DARK GRAY	DARK RED
Mahogany, Morado®				•				
Kona®, Dark Hickory, Brazilian Walnut, English Walnut™					•			
Island Oak™							•	
Mountain Redwood®								•
Cypress®		•						
Autumn Chestnut®, Silver Oak®			•					
Slate Gray, Coastline®						•		
Hazelwood®, Weathered Teak™, Brownstone	•							

## TOPLOC COLOR CHART FOR TIMBERTECH CAPPED COMPOSITE

CAPPED AND UNCAPPED COMPOSITE DECK AND FASCIA COLORS	GRAY	DARK GRAY	LIGHT GRAY	TEAK	SAND	WALNUT	IVORY
Maritime Gray™, Driftwood	•						
Stone Ash®, Beachwood Gray™, Sea Salt Gray			•				
Antique Leather™, Pecan, Tigerwood, Dark Teak™, Coconut Husk™				•			
Sandy Birch, Tidal Sand™					•		
Brown Oak, Rustic Elm®, Dark Roast™, Mocha						•	
Silver Maple, Storm Gray, Sea Salt Gray™, Ashwood, Espresso™		•					
Whitewash Cedar™							•

# Deck Accessories

## END COATING

Coat the ends of your capped or non-capped wood composite boards and Contemporary or Builder Rail. Sold in 8oz bottles. Covers roughly 250 ends and is easily applied with a brush or roller.

DECK & RAIL COLORS	CEDAR	GRAY	TEAK	WALNUT	BLACK
Sandy Birch, Tidal Sand™	•				
Silver Maple, Stone Ash®, Ashwood, Driftwood, Storm Gray, Beachwood Gray™, Sea Salt Gray™		•			
Antique Leather™, Pecan, Tigerwood, Dark Teak™, Coconut Husk™			•		
Brown Oak, Rustic Elm®, Dark Roast™, Mocha, Traditional Walnut				•	
Classic Black					•

## TIMBERTECH® DECKCLEANER™

Rest assured, using TimberTech DeckCleaner as instructed, and with the recommended brushes, will not damage TimberTech products or affect the warranty.

TIMBERTECH PRODUCTS	TIMBERTECH DECKCLEANER™	WASH SAFE DECK CLEANER	QUICKIE® STIFF NATURAL FIBER DECK SCRUB OR BLUE HAWK DECK SCRUB BRUSH	QUICKIE® BULLDOZER MEDIUM STIFFNESS NYLON BRISTLE DECK SCRUB BRUSH	TERRY CLOTH
Vintage	•		•		
Harvest	•		•		
Arbor	•		•		
Legacy	•			•	
Reserve	•			•	
Terrain	•			•	
Premier	•			•	
Prime	•			•	
Prime+	•			•	
ReliaBoard		•		•	
DockSider		•		•	
Composite Rail	•				•
Aluminum Rail	•				•
DrySpace	•				•
Paver	•		•		

**For stubborn spots, repeat the process.** It is good practice to test any cleaning product on a scrap piece or inconspicuous area to make sure it does not harm the surface. Avoid getting TimberTech Deck Cleaner on other surfaces, including glass, stainless steel and painted surface. Thoroughly rinse surfaces immediately upon contact. Visit [TimberTech.com/care-cleaning](https://www.timbertech.com/care-cleaning) for more information.



# Composite Railing

## BEAUTY, STRENGTH, AND LASTING DURABILITY

Railing that offers the look and feel of wood coupled with high durability and low-maintenance.

CLASSIC COMPOSITE SERIES - UNIVERSAL RAIL KIT Available in White	LENGTHS	
	6'	8'
Rail Kit (universal bottom rail, 2 support rails, hardware & footblocks, balusters)	•	•

CLASSIC COMPOSITE SERIES - UNIVERSAL RAIL PACK White, Black, Kona®, Brownstone, Slate Gray	LENGTHS		
	6'	8'	10'
Rail Pack (universal bottom rail, 2 support rails, hardware & footblocks)	•	•	•*
Custom Rail Pack - Laser Etched	•	•	•*

CLASSIC COMPOSITE SERIES - TOP RAIL White, Black, Kona®, Brownstone, Slate Gray	LENGTHS		
	6'	8'	10'
Premier Top Rail	•	•	•*
RadianceRail Top Rail	•	•	•*
Trademark Top Rail (available in white only)	•	•	•
Drink Rail - Universal Rail (deck board also needed)	•	•	•*

RADIANCE RAIL EXPRESS SMART SET Available in White	LENGTHS	
	6'	8'
Smart Set (top and bottom rail, 4x4 post sleeve, 4" post cap, 4" post skirt, hardware, footblocks, & balusters)	•	•

RADIANCE RAIL EXPRESS PACKS White, Black, Kona®	LENGTHS	
	6'	8'
Rail Pack (top and bottom rail, hardware, gaskets, & footblocks)	•	•
Stair Pack (top and bottom rail, hardware, & footblocks)		•

RESERVE RAIL™ Available in White	LENGTHS			
	6'	8'	10'	16'
Rail Pack (bottom rail, support rails, hardware & footblocks)	•	•	•	
Custom Rail Pack (use with aluminum balusters, glass channels, or CableRail)	•	•	•	
5½" x Top Rail	•	•	•	•

COMPOSITE POST SLEEVES SIZES & LENGTHS	COLORS				
	White	Black	Kona	Brownstone	Slate Gray
4" x 4" – 39" Post Sleeve	•	•	•		
4" x 4" – 96" Post Sleeve	•	•	•		
5" x 5" – 42" Post Sleeve	•	•	•	•	•
5" x 5" – 144" Post Sleeve	•	•	•	•	•
5.5" x 5.5" – 39" Post Sleeve	•	•	•	•	•
5.5" x 5.5" – 54" Post Sleeve	•	•	•	•	•
5.5" x 5.5" – 144" Post Sleeve	•	•	•	•	•
6" x 6" – 108" Post Sleeve	•				

\*10' Rail Packs are available in White or Black only

COMPOSITE POST CAPS AND SKIRTS	COLORS				
	White	Black	Kona	Brown-stone	Slate Gray
4" x 4" Post Cap	•	•	•		
4" x 4" Island Cap	•	•	•		
4" x 4" Post Skirt	•	•	•		
5" x 5" Pyramid Cap	•	•	•	•	•
5" x 5" Post Skirt	•	•	•	•	•
5.5" x 5.5" Pyramid Cap	•	•	•	•	•
5.5" x 5.5" Island Cap	•	•	•	•	•
5.5" x 5.5" Post Skirt	•	•	•	•	•
5.5" x 5.5" Lighted Island Cap	•	•	•	•	•
6" x 6" Island Cap	•				
6" x 6" Post Skirt	•				

CONTEMPORARY RAIL Available in Classic Black and Traditional Walnut	LENGTHS		
	6'	8'	16'
Rail Packs (two universal rails, hardware & footblocks)	•	•	
Top Rail			•

BUILDER RAIL Available in Classic Black and Traditional Walnut	LENGTHS	
	6'	8'
BuilderBoard®	•	•

CONTEMPORARY & BUILDER RAIL Post Sleeves and Skirts	COLORS	
	Classic Black	Traditional Walnut
5"x 5" x 42" Post Sleeve	•	•
5"x 5" x 96" Post Sleeve	•	•
5"x 5" Post Skirt	•	•

GLASS CHANNEL
6' Glass Channel White
6' Glass Channel Black

COMPOSITE BALUSTERS* (18/Pack)	RAIL HEIGHTS	
	36"	42"
White	•	•
Black	•	•
Kona	•	•
Brownstone	•	•
Slate Gray	•	•

CABLERAIL
100' Stainless Steel Cable
500' Stainless Steel Cable
36" Hardware Kit
42" Hardware Kit
36" Intermediate Baluster
42" Intermediate Baluster
36" Stair Intermediate Baluster
42" Stair Intermediate Baluster
Accessory Kit
Cable Cutters
Protector Sleeves (Pack of 20)

ALUMINUM BALUSTERS (ROUND & SQUARE) (20/Pack)
36" – Straight*
36" – Stair
42" – Straight*
42" – Stair

METAL BALUSTERS ROUND (Builder Rail)
36" – Straight
36" – Stair
42" – Straight
42" – Stair

\* Also available to provide a less than 2" gap from deck surface to bottom rail  
NOTE: Use a taller post for stairs

# Aluminum Railing

IMPRESSION RAIL EXPRESS® Available in Black, White or Dark Bronze	LENGTHS	
	6'	8'
36" Panel for stair and level	•	•
42" Panel for stair and level	•	•
42" Mid-Rail Options**	•	•
Glass Channel Kit**	•	
Glass Slat Kit**	•	

\*\*Mid-Rail and Glass Channel options may have a longer lead time

IMPRESSION RAIL™ Available in Black or Bronze	LENGTHS		
	6'	8'	10'
36" Straight Rail Kit	•	•	•
36" Stair Rail Kit		•	
42" Straight Rail Kit	•	•	•
42" Stair Rail Kit		•	

IMPRESSION RAIL EXPRESS® POST KITS Available in Black, White, and Dark Bronze	HEIGHT				IMPRESSION RAIL EXPRESS® ACCESSORIES	COLOR SPECIFIC
	36" Level	36" Stair	42" Level	42" Stair		
Post Kit 3" x 38"	•				Touch Up Paint & Installation Tool	•
Post Kit 3" x 44"		•	•		Extra Post Brackets	
Post Kit 3" x 48"				•	Wall Mount Brackets	•
Over the Post 2" x 36"	•				Gate Kits	•
Over the Post 2" x 42"			•		Perimeter Light Post Cap	•
					Indirect Light Post Cap	•
					Stair and Level bracket kit	
					22.5° angle bracket kit	
					45° angle bracket kit	



IMPRESSION RAIL™ POST KITS With Cap and Skirt	HEIGHT				IMPRESSION RAIL™ ACCESSORIES	COLOR SPECIFIC
	36" Level	36" Stair	42" Level	42" Stair		
Post Kit 2" x 2" x 37"	•				Straight Rail Bracket Kit	•
Post Kit 3" x 3" x 38"	•				45° Straight Rail Bracket Kit	•
Post Kit 2" x 2" x 43"		•	•		22½° Straight Rail Bracket Kit	•
Post Kit 3" x 3" x 44"		•	•		Straight Rail Site Cut Bracket Kit	•
3" x 3" x 44" Commercial IBC Rail			•		Fixed Stair Rail Bracket Kit	•
Post Kit 2" x 2" x 54"				•	Adjustable Stair Rail Bracket Kit	•
Post Kit 3" x 3" x 54"				•	Fastener Kit for Composite Posts & Top Rails	
Over the Post Straight Rail 2" x 2"	•				Installation Tool	
Over the Post Stair Rail 2" x 2"		•			Touch Up Paint	•
					Mounting Plate	

## Railing Accessories & Lighting

COMPOSITE ADA HANDRAIL	SECURE MOUNT POST	LIGHTING ACCESSORIES
1.5" Diameter Straight Rail, 104" Length	4" Post	4" LED Post Cap Light
Handrail Bracket Kit	6" Post Attachment	5" LED Post Cap Light
Straight Joiner	Deck Mounting Kit	5.5" LED Post Cap Light
Adjustable Joiner	UNIVERSAL GATE KITS Premier, Trademark, and RadianceRail®	5.5" LED Lighted Island Cap
Straight Wall Return	Color36"	Riser Light
Post Return	White•	Accent Light
90° Corner	Black•	In-Deck Light
90° Inside Corner Bracket	IMPRESSION RAIL EXPRESS® GATE KITS	Under-Rail Light
Wall Return Cover Plate	Color36"42"	150W Power Pack
Joint Rings	White••	Transformer (12V, 100W)
End Loop	Black••	100' Wire 16/2
Rail End Caps	Dark Bronze••	Wire Guides

## TECHNICAL INFO

### IMPRESSION RAIL EXPRESS ADA HANDRAIL

**NEW!** ADA Pipe Rail and 90° Return Kit

**NEW!** ADA Pipe Rail Extension Kit

**NEW!** ADA Handicap Loop Kit

**NEW!** ADA 90° Return Kit

### IMPRESSION RAIL EXPRESS LIGHTING

3" x 3" Perimeter Light Post Cap  
(Available in Black, White, and Dark Bronze)

3" x 3" Indirect Light Post Cap  
(Available in Black, White, and Dark Bronze)

# Pavers

## PAVERS, REINVENTED

Pavers use a patented grid system that dramatically reduces installation time and takes the frustration and difficulty out of manually setting and aligning heavy concrete pavers.

PAVER APPLICATION	RESURFACING	STANDARD	PERMEABLE
Rooftop Patio	•	•	
Deck & Balconies	•		
High Traffic Rooftops		•	
Green Roof Walkways	•	•	
Resurface Patios & Walkways	•		
Driveways & Parking Lots		•	•
Patios & Walkways		•	•
Plazas & Entrances		•	•

PAVER PRODUCTS	STANDARD 2.38" HEIGHT	RESURFACING 1.75" HEIGHT	PERMEABLE 2.38" HEIGHT	COLOR OPTIONS				
				Redwood	Boardwalk	Olive	Village	Waterwheel
4" x 8"	•	•	•	•	•	•	•	•
8" x 8"	•	•		•	•	•	•	•
4" x 4"	•	•		•	•	•	•	•
Bullnose paver		•		•	•	•	•	•
Transition paver		•		•	•			•
Soldier course wedge	•			•				•
Soldier course full	•			•				•
Enkadrain 3801 drainage mat								

\*8" x 8" and 4" x 4" Resurfacing Pavers are not available in Village. Grids are 16" x 16". Height listed is paver and grid combined.

# DrySpace

## AN UNDER-DECK WATER MANAGEMENT SYSTEM

DrySpace™ is made of solid extruded vinyl for maximum strength, durability, moisture and mold resistance. Creates additional space under a second-story deck into a dry, spacious patio.

DRYSPACE KITS Available in Bone or White	LENGTHS	
	12'	16'
12" On-Center Kits	•	
16" On-Center Kits	•	•
Individual Components	•	•

**Note:** Individual components include V-Panel, Ledger F Bracket, Single Combo Bracket, Double Combo Bracket

# Outdoor Furniture

## STYLISH AND SUSTAINABLE OUTDOOR FURNITURE

Made with 100% post-consumer recycled (HDPE), these fresh and stylish pieces are sturdy, easy to clean, and ready for every season. These classic designs complete your outdoor living space.

INVITE COLLECTION Available in Black, White, Coral or Champagne	WIDTH	DEPTH	HEIGHT
Lounge Adirondack	29.34"	37"	26.25"
Mingle Bench	56"	37"	36.25"
Conversation Table	42"	20"	13"
Aside Table	18"	18"	16"



1330 W. Fulton Street, Suite 350  
Chicago, IL 60607

LIT-TTBRANDCATALOG  
REV 01/20